

Feel the Difference of Impression
LG LCD TV for those with unique perspective of the world



20HIZ11

Advanced Hotel Mode

What is LG Hotel TV?

Specially designed with hospitality application in mind, the LG Hotel TV offers attractive features and functions.

Why do we need it?

With the LG Advanced Hotel Mode, the usage of TV by guests can be more simple and straightforward.

How does it work?

The LG Hotel TV can be configured in the Advanced Hotel Mode menu, which can only be accessed through a special control key, preventing the TV settings from guests.

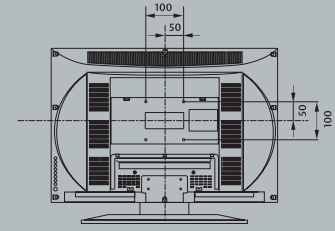
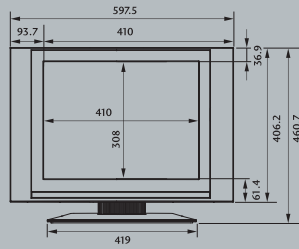
LG Hotel Mode Set up	
Channel Menu Display	Yes 11
Channel Change	Yes 11
Input Source Change	Yes
Fixed Volume	Yes
Max Volume	30
OSD Display	Yes
Remote Operation	Yes
Local Key Operation	Yes
On Monitor Operation	Yes
Channel	30
Volume	On
Auto Off Operation	10
A/V Default Setting	Yes
Hotel Mode Operation	Yes



LG Hotel Interactive TV



LG Hotel Interactive TV



SUPERB FEATURES

Security



Preventing from being stolen, this security apparatus called "Kensington Lock" ensures its safety.

Seamless Back Cover



Making all rear & side interface jacks neat and organized, Seamless Back Cover can reduce any unnecessary space for space sensitive hotel rooms.

TV Link Loader



TV Link Loader maximizes installer's convenience because it can easily copy and convey all program settings to other TV sets. It ensures uniformity between sets and significantly reduces unnecessary installation time.
*TV Link Loader is optional

Proven Interactivity



Systemized LG Protocol
Being compatible with various PPV hotel systems, LG's Systemized Protocol can be the best solution.

LG HOTEL MODE

LG Hotel Mode Set up

Channel Menu Display	Yes 1)
Channel Change	Yes 1)
Input Source Change	Yes
Fixed Volume	Yes
Max Volume	30
OSD Display	Yes
Remocon Operation	Yes
Local Key Operation	Yes
On Monitor Operation	Yes
Channel	On
Volume	30
Auto Off Operation	On
Volume	10
Auto Off Operation	Yes
A/V Default Setting	Yes
Hotel Mode Operation	Yes

Specifically designed with hospitality applications in mind, the LG Hotel TV offers a host of attractive functions. And the application of LG Hotel Mode setup enables the uses of hotel guests to be more simple and straight forward.

The TV can be configured through the powerful advanced hotel mode menu. Accessible only through a special Master remote control or special key sequence, which guests cannot change any settings.



Channel Menu Display

To limit the entrance of Channel Changes to prevent guests from adjusting channels.

On Monitor Operation

To enable the TV to set status when turned on and off, which helps hotels or System Integrators to use as their advertisement venues.

Auto off operation

To decide the TV running, if there is no input signal 2 hours by guests, implementation of 'Auto Off Operation' enables TV automatically to turn off. The application can be maximised guests comfort and TV power saving.

A/V Default Setting

A/V Default Setting enables to sustain and keep the default conditions of TV whenever turning on TV.

PICTURE QUALITY

4H Comb Filter



4H Comb Filter makes images softer and cleaner. Unlike the existing comb filters, the 4H Comb Filter in LG LCD TVs separates signals for brightness and color with digital technology. Eliminating edge crawls and rainbow effect while extending the resolution, clearly separating color boundaries and making images softer and cleaner.


Progressive Scan



The progressive scan doubles scan-lines for high precision and high definition images. Because the screen does not tremble, users can enjoy watching TV for long periods without eye fatigue.

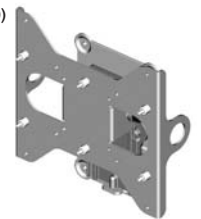
Wall Bracket

RW120 (Prev. RW100)
• 15" ~ 23" Models



Width(mm)	Height(mm)	Depth(mm)	Weight(g)
140	216	75	986

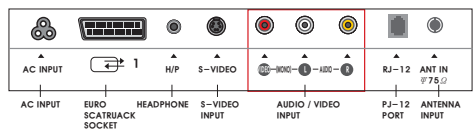
RW220 (Prev. RW200)
• 26" ~ 32" Models



Width(mm)	Height(mm)	Depth(mm)	Weight(g)
236	260	65(75)	1,543

Model	20HIZ11		
Display	Aspect Ratio	4:3	
	Brightness(cd/m ²)	450cd/m ²	
	Contrast Ratio	550:1	
	Viewing Angle(H/V)	176°/176°	
	Resolution	VGA(640×480)	
Picture	DCDi	-	
	Progressive	-	
	Digital Comb Filter(3D)	4H	
	PSM	-	
Sound	Power Output	5W × 2	
	Stereo	-	
	Speaker	-	
	SSM	-	
Tuning	FVS		
Feature	AVL	-	
	TXT	-	
	Welcom Message	-	
	Factory Default	-	
	Sleep Timer	-	
	Child Lock	-	
	Manual Clock	-	
	DPM Mode	-	
	Kensington Lock	-	
	Installation Menu	-	
	TVLink Interactive	-	
	TVLink Loader	-	
	Advanced LG Hotel Mode	-	
	Terminal	S-Video	-
		A/V(Composite)	-
		Component Rear	• (480i/576i/480P/576P)
		Component(480i/576i/480P/720P/1080i) Side	-
		Euro Scart	• (Rear, Full 1)
		Monitor out	-
		Front LED Clock	-
		Control port (RJ-12 type - pin No.1 (5V-out))	-
		Control port (RJ-12 type)- pin No.2(GND)	-
		Control port (RJ-12 type)- pin No.3(RX)	-
Control port (RJ-12 type)- pin No.5(TX)		-	
Control port (RJ-12 type)- pin No.6 (IR Out)		-	
IR In (Stereo Jack Type)		-	
PC In Digital(DVI-I)		-	
PC Audio in		-	
H/P		-	
Power		Source	110-240(V)
	Hz	50/60Hz	
	Consumption	65W	
	Stand-by	< 1W	
Dimension(mm)	Set(W×H×D),with Stand	597.5×460.7×222	
Weight(Kg)	Set,with Stand	10.5	

Interface Board



Feel the Difference of Impression
 LG LCD TV for those with unique perspective of the world



23HIZ11/10 Advanced Hotel Mode

What is LG Hotel TV?

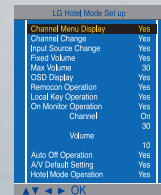
Specially designed with hospitality application in mind, the LG Hotel TV offers attractive features and functions.

Why do we need it?


With the LG Advanced Hotel Mode, the usage of TV by guests can be more simple and straightforward.

How does it work?

The LG Hotel TV can be configured in the Advanced Hotel Mode menu, which can only be accessed through a special control and key sequence protecting the TV settings from guests.

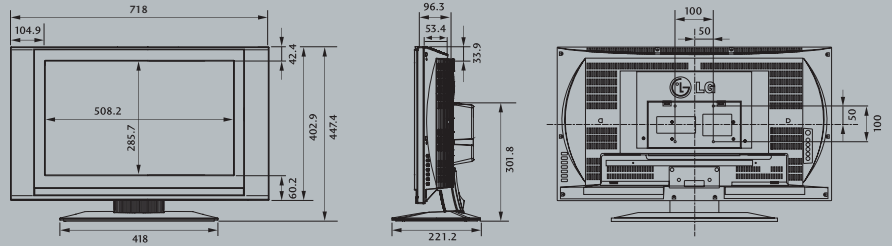


LG Hotel Interactive TV






LG Hotel Interactive TV



SUPERB FEATURES

Luminous LED Clock



Elaborating indoor conditions in hotel rooms, this LED clock improves convenience for guests. Moreover, the level of luminance of LED Clock is adjustable according to user's preference. *Not available for 23HIZ11

Seamless Back Cover



Making all rear & side interface jacks neat and organized, Seamless Back Cover can reduce any unnecessary space for space sensitive hotel rooms.

Security



Preventing from being stolen, this security apparatus called "Kensington Lock" ensures its safety.

Proven Interactivity



Systemized LG Protocol
Being compatible with various PPV hotel systems, LG's Systemized Protocol can be the best solution.

TV Link Loader



TV Link Loader maximizes installer's convenience because it can easily copy and convey all program settings to other TV sets. It ensures uniformity between sets and significantly reduces unnecessary installation time.
*TV Link Loader is optional

Integrated Additional 5V Power

Supplying 5V output (400mA), the intensified RJ-12 makes STB needless to have additional power cable in space sensitive hotel rooms.

Model		23HIZ11	23HIZ10	
Display	Aspect Ratio	16:9	16:9	
	Brightness(cd/m ²)	500cd/m ²	500cd/m ²	
	Contrast Ratio	550:1	550:1	
	Viewing Angle(H/V)	176°/176°	176°/176°	
Picture	Resolution	WXGA(1366×768)	WXGA(1366×768)	
	DCh	•	•	
Sound	Power Output	7W×2	7W×2	
	Stereo	•	•	
	Speaker	•	•	
	SSM	•	•	
Tuning		FVS	FVS	
Feature	AVL	•	•	
	TXT	•	•	
	Welcom Message	•	•	
	Factory Default	•	•	
	Sleep Timer	•	•	
	Child Lock	•	•	
	Manual Clock	•	•	
	DPM Mode	•	•	
	Kensington Lock	•	•	
	Installation Menu	•	•	
	TVLink Interactive	•	•	
	TVLink Loader	•	•	
	Advanced LG Hotel Mode	•	•	
	Terminal	S-Video	•	•
		A/V(Composite)	•	•
		Component Rear	•	•
		Component(480i/576i/480P,720P,1080i)	•	•
Euro Scart		• (Rear, Full 1 /Half 1)	• (Rear, Full 1 /Half 1)	
Monitor out		•	•	
Front LED Clock		•	•	
Control port (RJ-12 type) - pin No.1 (5V-out)		•	•	
Control port (RJ-12 type) - pin No.2(GND)		•	•	
Control port (RJ-12 type) - pin No.3(RX)		•	•	
Control port (RJ-12 type) - pin No.5(TX)		•	•	
Control port (RJ-12 type) - pin No.6 (IR Out)	•	•		
IR In (Stereo Jack Type)	•	•		
PC In Digital(DVI-I)	•	•		
PC Audio in	•	•		
Power	Source	110-240(V)	110-240(V)	
	Hz	50/60Hz	50/60Hz	
	Consumption	120W	120W	
	Stand-by	≤ 6.5W	≤ 6.5W	
Dimension(mm)	Set(W×H×D)with Stand	718×447.4×221.2	718×447.4×221.2	
	Set,with Stand	12.3	12.3	

LG HOTEL MODE

LG Hotel Mode Set up

Channel Menu Display	Yes 1)
Channel Change	Yes 1)
Input Source Change	Yes
Fixed Volume	Yes
Max Volume	30
OSD Display	Yes
Remoon Operation	Yes
Local Key Operation	Yes
On Monitor Operation	Yes
Channel	On
Volume	30
Volume	10
Auto Off Operation	Yes
A/V Default Setting	Yes
Hotel Mode Operation	Yes

▲▼▶◀▶▶ OK

Channel Menu Display

To limit the entrance of Channel Changes to prevent guests from adjusting channels.

On Monitor Operation

To enable the TV to set status when turned on and off, which helps hotels or System Integrators to use as their advertisement venues.

Auto off operation

To decide the TV running, if there is no input signal 2 hours by guests, implementation of 'Auto Off Operation' enables TV automatically to turn off. The application can be maximised guests comfort and TV power saving.

A/V Default Setting

A/V Default Setting enables to sustain and keep the default conditions of TV whenever turning on TV.

Specifically designed with hospitality applications in mind, the LG Hotel TV offers a host of attractive functions. And the application of LG Hotel Mode setup enables the uses of hotel guests to be more simple and straight forward.

The TV can be configured through the powerful advanced hotel mode menu. Accessible only through a special Master remote control or special key sequence, which guests cannot change any settings.



PICTURE QUALITY

4H Comb Filter/DCh



4H Comb Filter/DCh makes images softer and cleaner. Unlike the existing comb filters, the 4H Comb Filter/DCh in LG LCD TVs separates signals for brightness and color with digital technology. Eliminating edge crawls and rainbow effect while extending the resolution, clearly separating color boundaries and making images softer and cleaner.


Progressive Scan



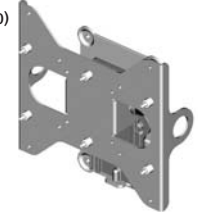
The progressive scan doubles scan-lines for high precision and high definition images. Because the screen does not tremble, users can enjoy watching TV for long periods without eye fatigue.

Wall Bracket

RW120 (Prev. RW100)
• 15" ~ 23" Models



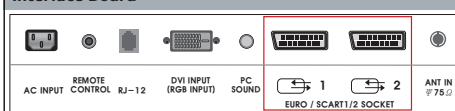
RW220 (Prev. RW200)
• 26" ~ 32" Models



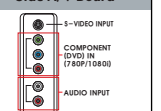
Width(mm)	Height(mm)	Depth(mm)	Weight(g)
140	216	75	986

Width(mm)	Height(mm)	Depth(mm)	Weight(g)
236	260	65(75)	1,543

Interface Board



Side A/V Board



Feel the Difference of Impression
LG LCD TV for those with unique perspective of the world



27HIZ10

Advanced Hotel Mode

What is LG Hotel TV?

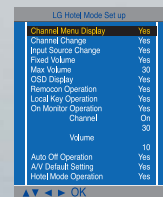
Specially designed with hospitality application in mind, the LG Hotel TV offers attractive features and functions.

Why do we need it?


With the LG Advanced Hotel Mode, the usage of TV by guests can be more simple and straightforward.

How does it work?

The LG Hotel TV can be configured in the Advanced Hotel Mode menu, which can only be accessed through a special control and key sequence protecting the TV settings from guests.



LG Hotel Interactive TV



Feel the Difference of Impression
 LG LCD TV for those with unique perspective of the world



32HIZ10

Advanced Hotel Mode

What is LG Hotel TV?

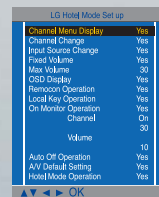
Specially designed with hospitality application in mind, the LG Hotel TV offers attractive features and functions.

Why do we need it?

With the LG Advanced Hotel Mode, the usage of TV by guests can be more simple and straightforward.

How does it work?

The LG Hotel TV can be configured in the Advanced Hotel Mode menu, which can only be accessed through a special control and key sequence protecting the TV settings from guests.



LG Hotel Interactive TV

